



LESSON SNAPSHOT

BOTTOM LINE:

Jesus died to free us from sin!

OBJECTIVE:

Kids will learn that because Jesus lives, we can be forgiven and live with him forever.

KEY PASSAGE:

Matthew 27:57-61, Jesus' Burial (Egg 10: Cloth)

Matthew 27:62-66, The Tomb (Egg 11: Rock)

Matthew 28:1-10, He is Risen! (Egg 12: Empty)

MEMORY VERSE:

*"Anyone who believes in Christ is a new creation. The old is gone! The new has come!"
-2 Corinthians 5:17 (NIRV)*

SUMMARY:

In Week 4, kids will learn that Jesus' death is not the end of the story. Despite being dead, buried and secured in a tomb, Jesus was raised in power to life again on Easter Sunday! Because of what Jesus did at Easter, we can experience forgiveness of our sins and new life too.

SIMPLE PRAYER:

Dear God,

Thank you for the resurrection of Jesus.

*In Jesus' name,
Amen*



MEMORY VERSE

"Therefore, if anyone is in Christ, the new creation has come: The old has gone, the new is here!" 2 Corinthians 5:17 (NIV)

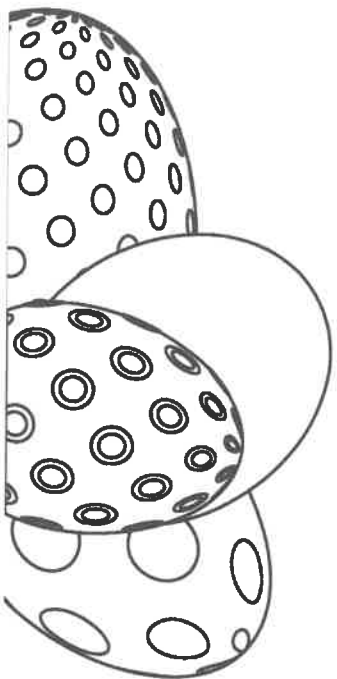
*"Anyone who believes in Christ is a new creation. The old is gone! The new has come!"
-2 Corinthians 5:17 (NIRV)*

LARGE GROUP:

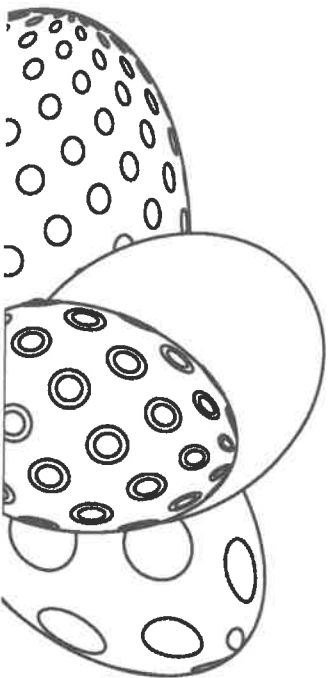
Pick out some kids at random from the crowd and see who can recite the memory verse. Then repeat it all together.

SMALL GROUP:

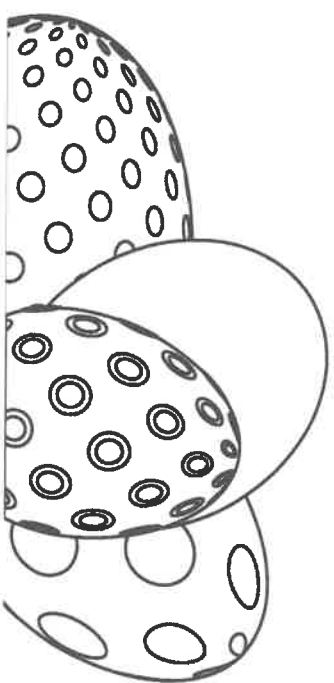
Without putting the verse on display or looking it up, see how many kids can recite the memory verse.



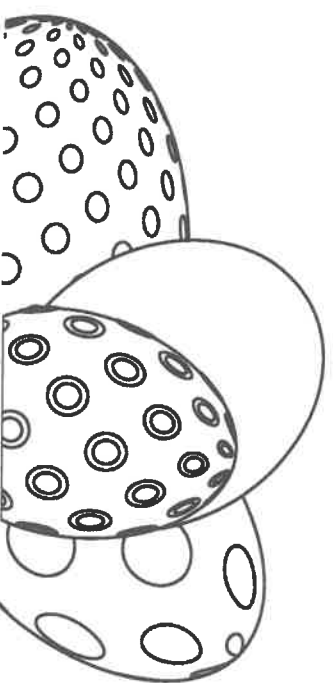
"Anyone who believes in Christ is a new creation. The old is gone! The new has come!"
- 2 Corinthians 5:17 (NIRV)



"Anyone who believes in Christ is a new creation. The old is gone! The new has come!"
- 2 Corinthians 5:17 (NIRV)



"Anyone who believes in Christ is a new creation. The old is gone! The new has come!"
- 2 Corinthians 5:17 (NIRV)



"Anyone who believes in Christ is a new creation. The old is gone! The new has come!"
- 2 Corinthians 5:17 (NIRV)



CRAFT ACTIVITY

Each week the kids will make Resurrection Eggs to take home.

If funds allow, you can have the kids use actual plastic eggs and make the items to go inside, out of craft materials.

For a simpler alternative you can have kids color the included 3 resurrection eggs coloring pages to go along with this week's lesson. Have the kids draw a picture of Jesus or write "He is Alive" in the last egg as a reminder of Jesus' resurrection.

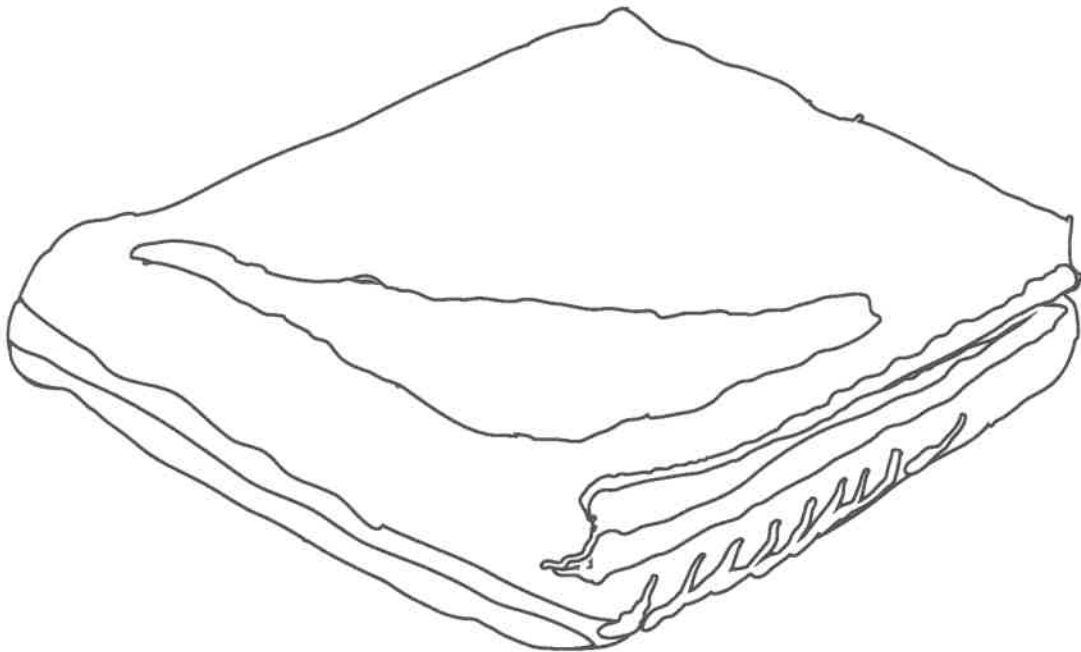
This weeks items are:

Egg 10: Cloth (Jesus' Burial)

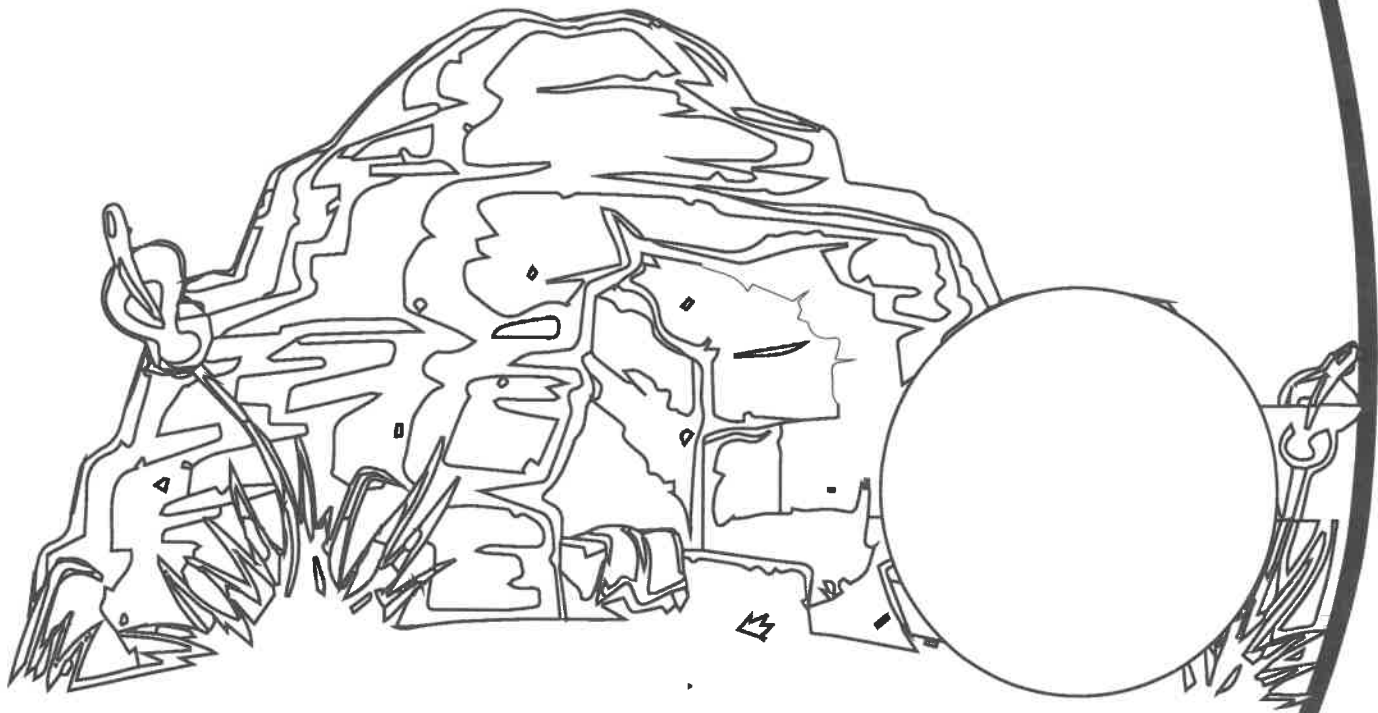
Egg 11: Rock (The Tomb)

Egg 12: Empty (He is Risen!)


MATTHEW
27:57-61



MATTHEW
27:62-66



MATTHEW
28:1-10



MAKE IT STICK

5 Simple Ways You Can Make This Lesson Stick With your Kids

Resurrection Eggs Lesson 4

THIS WEEK'S LESSON: EGGS-CITING NEWS!



IN THE CAR:

Ask your child what they learned about this week on the drive home:

Jesus' death is not the end of the story. Despite being dead, buried and secured in a tomb, Jesus was raised in power to life again on Easter Sunday! Because of what Jesus did at Easter, we can experience forgiveness of our sins and new life too.

Matthew 27:57-61, Jesus' Burial (Egg 10: Cloth)

Matthew 27:62-66, The Tomb (Egg 11: Rock)

Matthew 28:1-10, He is Risen! (Egg 12: Empty)



HANGING OUT:

Make this week's lesson real:

Ask your child to show you the eggs they made in church this week and explain what they represent from the Easter story.



AT DINNER:

Here are some great discussion starters:

- Where was Jesus buried?
- Why was the tomb empty on Sunday?
- Why did Jesus die and rise from the grave?



AT BEDTIME:

Quiz your child on this week's memory verse:

"Anyone who believes in Christ is a new creation. The old is gone! The new has come!"

-2 Corinthians 5:17 (NIRV)



PARENT TIME:

What you need to know:

This week we concluded our study of the Easter story and invited the kids to receive Jesus as their Savior. If your child made this decision, or is considering that decision, discuss it with them. Pray with them, and encourage them to take this commitment seriously so they can grow strong in their new found faith!